


# Climate Control - Vehicles With: Automatic Temperature Control


**Note:** When maximum defrost is on, the air conditioning compressor may continue to operate even though you switch off the air conditioning.

## SWITCHING MAXIMUM COOLING ON AND OFF


 Press the button.

**Note:** When you switch maximum cooling off, air conditioning remains on.

## SWITCHING THE HEATED WIPER PARK ON AND OFF (IF EQUIPPED)




 When you switch the heated rear window on, the heated wiper park also turns on.

## SWITCHING THE HEATED REAR WINDOW ON AND OFF

 Press the button to clear the rear window of thin ice and fog. The heated rear window turns off after a short period of time.


**Note:** Do not use harsh chemicals, razor blades or other sharp objects to clean or remove decals from the inside of the heated rear window as this could cause damage to the heated rear window grid lines not covered by the vehicle Warranty.

## SETTING THE BLOWER MOTOR SPEED

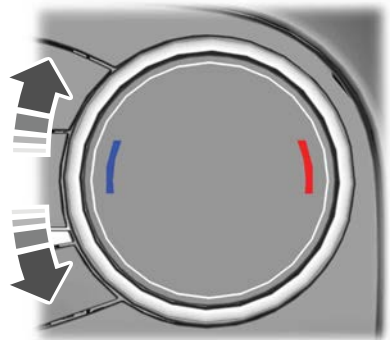
  
  
 Press up or down on the control to select the blower motor speed.

**Note:** For Hybrid Electric Vehicle (HEV) and Plug-In Hybrid Electric Vehicle (PHEV) vehicles, the blower motor may run, and you may feel airflow when the climate control is off to provide cooling to the battery.

## SWITCHING THE HEATED MIRRORS ON AND OFF

 Press the button.

## SETTING THE TEMPERATURE



Turn the control on the left-hand side of the climate control to set the left-hand temperature.