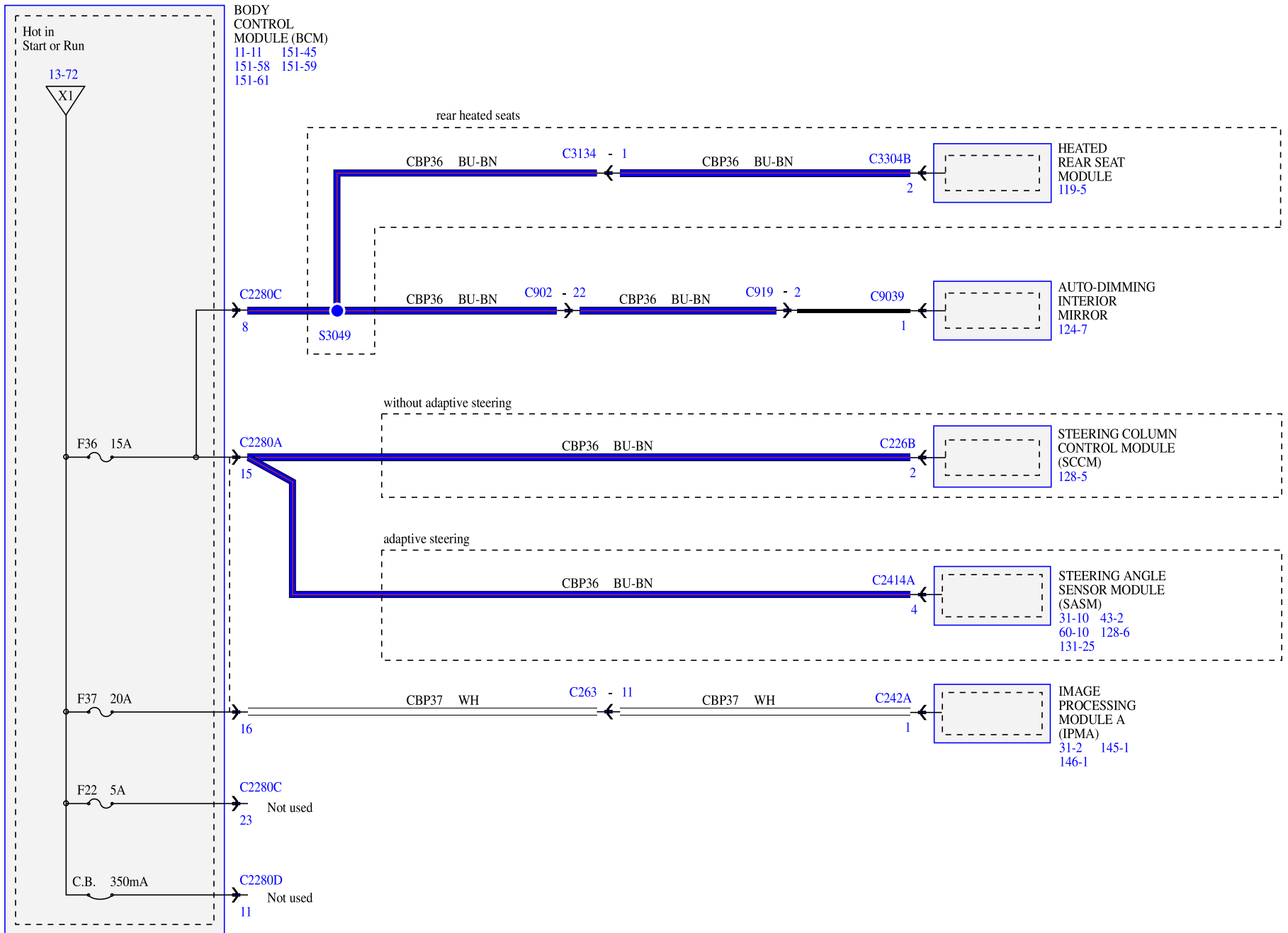



F22, F36, F37




G201

MEDIA BIN
POWER POINT
1
44-2 44-3




C2033
GD214 BK-BU
C

MEDIA BIN
POWER POINT
2
44-2 44-3




C2372
GD214 BK-BU
C

USB
CHARGE
PORT
44-2 44-4
44-5




C2832
GD214 BK-BU
4

DRIVER STATUS
MONITOR CAMERA
MODULE (CMR)
31-5




C2826A
GD214 BK-BU
12

FRONT
FOOTWELL
LAMP RH
89-6



C266
GD214 BK-BU
3

FRONT
FOOTWELL
LAMP LH
89-6



C209
GD214 BK-BU
3

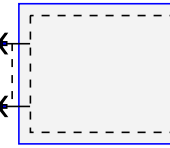
G201
151-45

GD214 BK-BU

C2089

4
6

ADJUSTABLE
PEDAL CONTROL
SWITCH
71-4 127-1



GD214 BK-BU

floor shifter

C215 - 11

GD214 BK-BU


floor shifter

C3245

C2503

9
16

GEAR SHIFT
MODULE
(GSM)
30-16 30-17
37-2 37-3

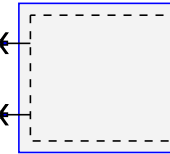


GD214 BK-BU

C226A

8

STEERING COLUMN
CONTROL MODULE
(SCCM)
31-1 81-1
85-2 90-1
128-1 128-5



GD214 BK-BU

C226B


1

GD214 BK-GY

C2414A

1

STEERING ANGLE
SENSOR MODULE
(SASM)
31-10 43-2
60-10 128-6
131-25




GD214 BK-BU

C205

1

HEADLAMP
SWITCH
71-1 85-1
86-1 89-10
92-1




GD214 BK-BU

C2129

13

HEADLAMP
CONTROL
MODULE (HCM)
85-12




GD214 BK-BU

C254

3

GLOVE
COMPARTMENT
LAMP
89-1 89-2



G202

